



by anandic



MUSE NX

Cardiac information management with a friendlier EMR integration

Say Hello to MUSE NX

Backed by 50 years of ECG innovation, the MUSE™ Cardiology Information System is known for its strong clinical foundation. The latest version, MUSE NX, features IT enhancements that elevate the connectivity and privacy conversation to the high clinical standard MUSE brings to cardiology.



Administrators

Administrators welcome MUSE NX as it helps them manage the department more effectively. Workflow enhancements automate orders and billing, making paper a thing of the past. And with MUSE ECG insights, administrators can visualize workflow and quality issues to improve service line performance. Another plus is how MUSE NX lets clinicians focus on the patient and not the process by giving them easy access to a longitudinal view of the patients' cardiovascular history.

Physicians

Physicians know that when they say hello to MUSE, they're gaining access to a host of respected clinical tools they can use to accurately predict, detect, interpret and manage cardiac disease. With trusted algorithms, access to prior exams and additional tools that aid in reading the ECG, MUSE NX supports making fast and accurate diagnoses.

IT professionals

MUSE NX is IT friendly. It easily and cost-effectively integrates with existing EMRs to transmit ECG information and make it accessible anywhere. What's more, enhanced security protections guard the data as it travels throughout the facility, while authentication measures control viewer access to keep patient information confidential.





When devices are connected and everyone is communicating across the medical facility in the same language, the IT manager is a hero because the clinician is better informed and the department is more efficient. That's why MUSE NX has new capabilities and a user interface designed to cost-effectively bridge the gap between vendors, modalities, clinics, hospitals, care areas and the entire enterprise.

The strength of MUSE NX starts with its ability to import and view any study type from any vendor.* And when it comes to viewing, MUSE NX makes that easy as well. An open authentication API enables single-click access to studies from the EMR, and a single log-in provides access to the patient's complete cardiac record. In addition, viewing is now available across the hospital IT network. A new web client link is easily added to desktop, mobile and laptop devices to ensure user access from anywhere in the network.

And of course, managing and maintaining MUSE NX is friendly too. Simplified desktop management helps deployment of upgrades. And if you're looking to improve efficiencies in your facility, ECG analytics can be used for data capture and analysis to provide insights into departmental efficiency and workflow bottlenecks.

Say hello to easy integration



**Simplify IT security
encryption institutional
patching policies**



**Multiple layers of
security to protect
your data and systems**



**See who searched or edited
what, where and when**



**Centrally manage
several user groups**



**Connects quickly and
securely to existing
security infrastructure**



**Comply with patient
privacy and security
requirements**



**A/D Connect is the
key to simple, secure
login**



In today's wireless world, the more connected you are, the more protected you need to be. Based on this, when physicians request clinically acclaimed tools, IT directors must balance these requests with the requirement that the requested systems are designed to effectively protect patient data.


To help IT directors feel confident that cardiac data will be guarded, MUSE NX provides multiple layers of protective features and integrates easily with existing security infrastructures. With this "Defense in Depth" approach, MUSE NX features protections that help address HIPPA and GDPR compliance requirements, allowing you to track who is making changes to patient data and when, and by also tracking when a record is searched, accessed and viewed.

MUSE NX also takes advantage of LDAP directory services which allow administrators central management of user access and profiles. And to keep security updated, encryption and institutional patching policies help keep out-of-network users from breaking in.


Say hello to enhanced security



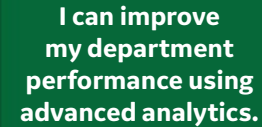
I can view complete ambulatory reports remotely.



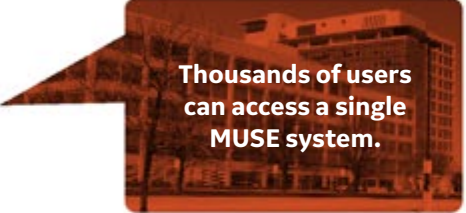
I can access and edit the cardiac record within the EMR, without logging into MUSE.



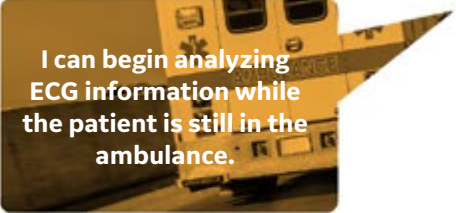
I can access more than just resting ECGs in MUSE.



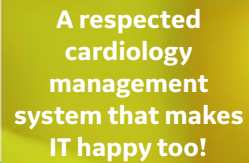
I can improve my department performance using advanced analytics.



Thousands of users can access a single MUSE system.



I can begin analyzing ECG information while the patient is still in the ambulance.



A respected cardiology management system that makes IT happy too!



With its strong clinical foundation, MUSE NX brings respected diagnostic power to the cardiac conversation. No other cardiac management system boasts algorithms and measurements validated against thousands of records in multiple peer-reviewed studies and editing tools developed over decades with leading cardiology hospitals and clinicians from around the world. What's more is the enhanced connectivity and intuitive user interface of MUSE NX give cardiology directors confidence that MUSE NX can be used by clinicians of all experience levels.

And MUSE NX is fast with an incredibly efficient workflow. A single click launch from the EMR that is SSO enabled lets clinicians work in the tool they're most often in. This combats the most common detractor of workflow — leaving one tool to work in another. And unlike DICOM, MUSE NX gives caregivers complete access to a patient's cardiology record through a single access point. This means they can compare current and previous ECG records on one screen for improved diagnostic accuracy.

Say hello to the clinical tools you trust



When you say hello to MUSE NX, you're welcoming an improved overall cardiovascular care process. Easy integration, enhanced security protections and fast update deployment will appeal to your IT team. And cardiologists, physicians and other clinicians familiar with the respected clinical strength of MUSE will appreciate its simplified and broadened user access

which supports fast and accurate diagnoses. What's more, administrators will appreciate how it helps them run the cardiac department more efficiently. Simply put, in today's highly connected environment, cardiac care is about connectivity, heightened security and improved patient care. And, that's why everybody's talking about MUSE NX.

Connected.
Protected.
Respected.
MUSE NX

Harnessing data and analytics across hardware, software and biotech, GE Healthcare is the \$19 billion healthcare business of GE (NYSE:GE). As a leading provider of medical imaging equipment, with a track record of more than 100 years in the industry and more than 50,000 employees across 100 countries, we transform healthcare by delivering better outcomes for providers and patients.



ANANDIC MEDICAL SYSTEMS AG

Stadtweg 24, 8245 Feuerthalen

www.anandic.com

info@anandic.com

Tel. 0848 800 900

Imagination at work

©2019 General Electric Company – All rights reserved.

General Electric Company reserves the right to make changes in specifications and features shown herein, or discontinue the product described at any time without notice or obligation. This does not constitute a representation or warranty or documentation regarding the product or service featured. The results expressed in this document may not be applicable to a particular site or installation and individual results may vary. This document and its contents are provided to you for informational purposes only and do not constitute a representation, warranty or performance guarantee from GE Healthcare.

GE, the GE Monogram, MUSE, and imagination at work are trademarks of General Electric Company.

GE Healthcare, a division of General Electric Company.

MUSE NX

JB64748XX